

Mrs. Ramo's 2nd Grade Homework Sheet

Daily: Read for 20 minutes. Record in Reading Log. (Filled Log = Treasure Box!)

Week of August 19 (Due Monday, August 26)

Math:

- 5 minutes Fact Fluency EACH DAY (20-25 minutes total for the week)
- Three-Digit Numbers Work Page
- How Many? Work Page
- Four-Digit Numbers Work Page
- Matching Numbers & Blocks Work Page

English/Language Arts:

- What is a Verb? Rules Work Page
- Verbs in Past Tense Work Page
- Let's play with verbs! Work Page
- Using Irregular verbs Work Page

Spelling:

- This week and next, we will focus on words with open syllables versus closed syllables (see below) and words ending in double consonants (-ff, -ll, -ss, -zz [see back]).

Notes:

- *Art class needs paper towel rolls for a fun project! Please begin saving them, and send them in by August 19. We do not yet have nearly enough! Please send in any that you have Monday morning.*
- Please check the blog each week for important updates:
icsatlanta2ndgrade.edublogs.org
- Our Spanish Heritage event will be Saturday, October 5. Save the date! ☺

Open Syllable
(Long Vowel
Sound)

Closed Syllable
(Short Vowel
Sound)

be

bed

go

got

he


hen

hi

hip

I

it



FLOSS Rule

Word List

When /f/ /l/ /s/ (or /z/) is heard after a short vowel at the end of a one-syllable word, it is spelled with a double ff, ll, ss or zz.

Words Ending in -ff

off, stiff, staff, cliff, whiff, puff, sniff, stuff, scoff, cuff, scuff, bluff, gruff, jiff, huff, buff, fluff

Words Ending in -ll

hill, spill, spell, will, well, fell, tell, yell, sell, sill, fill, bill, mill, bell, still, swell, drill, ill, call, Jill, bull, cell, chill, dill, doll, grill, pill, shell, skull, skill, smell, thrill


Words Ending in -ss

miss, kiss, class, grass, gross, boss, floss, mess, dress, toss, boss, miss, pass, fuss, chess, mass, less, moss, fuss, hiss, press, cross, stress, guess

Words Ending in -zz

buzz, fizz, jazz, frizz, fuzz






Three-Digit Numbers

Every three-digit whole number has a **hundreds** place, a **tens** place, and a **ones** place. This is how you show **hundreds**, **tens**, and **ones** using blocks.

Count the **hundreds** blocks, **tens** blocks, and **ones** blocks. Fill in the blanks. Then, write the numbers in the boxes. The first one is done for you.



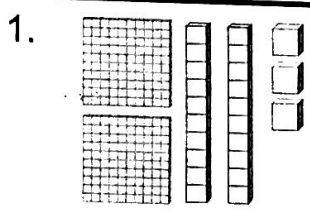
hundreds



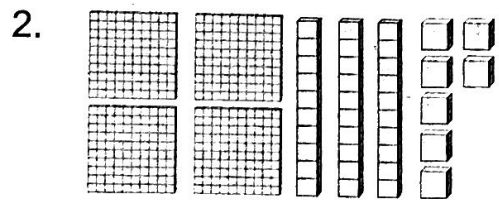
tens



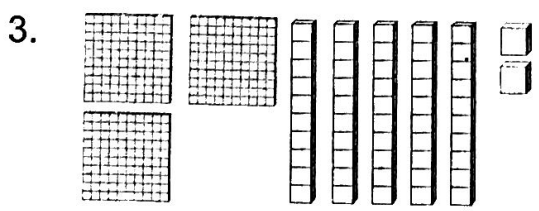
ones



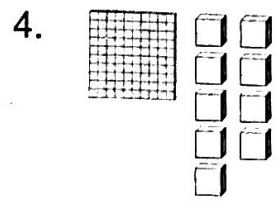
2 hundreds 2 tens 3 ones = 223



___ hundreds ___ tens ___ ones =



___ hundreds ___ tens ___ ones =



___ hundreds ___ tens ___ ones =

Name _____




What is a verb?

A verb tells us what the noun does.

In the sentences below, underline the verb and circle the noun that the verb directs.

~ Example: The baby is very tired. ~

1. The dog ran away with the owner's dinner.
2. Mrs. Miller ate a giant piece of pizza.
3. The children listened to their teacher.
4. Puppies are welcoming and cuddly.
5. School is a great place to learn new things.
6. Matthew likes books about monsters.
7. The little girl was scared by the thunder.
8. Trees were destroyed by the hurricane.
9. Summer days can be hot and humid.
10. Tim goes to Simmons Elementary School.



How Many?

Write the digit that shows how many are in the ones, tens, or hundreds place.

How many ONES are in each number?

1. 621 _____



5. 675 _____

2. 438 _____



6. 802 _____

3. 920 _____



7. 363 _____

4. 554 _____



8. 789 _____

How many TENS are in each number?

9. 231 _____



13. 543 _____

10. 497 _____

14. 339 _____

11. 982 _____


15. 876 _____

12. 604 _____

16. 675 _____

How many HUNDREDS are in each number?

17. 992 _____




21. 589 _____

18. 375 _____

22. 723 _____

19. 640 _____



23. 412 _____

20. 110 _____

24. 285 _____

Name _____

Verbs in past tense

Rewrite each sentence with the verb in the past tense. Example: talk \Rightarrow talked



1. I jump high on the trampoline.


2. We walk to school every day.


3. I dance in the kitchen with my mom.

4. The dog licks me every morning.

5. The children play in the park.

6. Sally whispers in the hallway.





Four-Digit Numbers

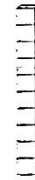
Every four-digit whole number has a **thousands** place, a **hundreds** place, a **tens** place, and a **ones** place. This is how you show **thousands**, **hundreds**, **tens**, and **ones** using blocks.



thousands



hundreds



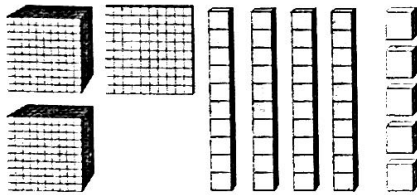
tens



ones


Count the **thousands** blocks, **hundreds** blocks, **tens** blocks, and **ones** blocks. Fill in the blanks. Then, write the numbers in the boxes. The first one is done for you.

1.



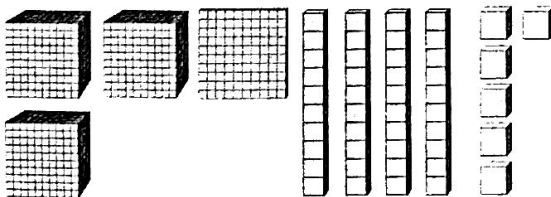
2 thousands 1 hundreds 4 tens 5 ones = 2,145

2.



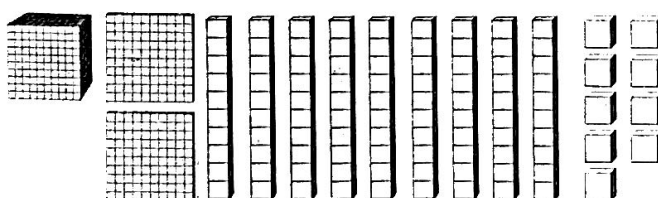
___ thousands ___ hundreds ___ tens ___ ones =

3.



___ thousands ___ hundreds ___ tens ___ ones =

4.



___ thousands ___ hundreds ___ tens ___ ones =


Name _____



Let's play with verbs!

Say the word in a sentence. Then, write the verb in past tense in the second box. See example.

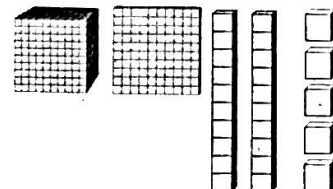

sing	→	sang
drink		
drive		
laugh		
run		
make		
write		
tell		
like		
is		
jump		
walk		



Matching Numbers & Blocks

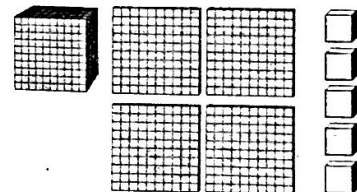
Match each number or set of blocks on the left to the correct number or set of blocks on the right. The first one is done for you.

1,405 •

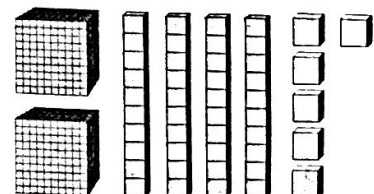
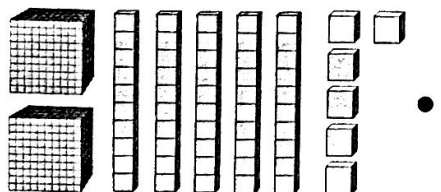


• 3,009

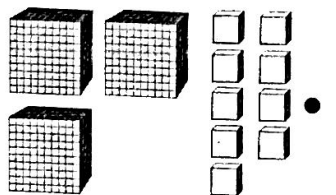
1,125 •



• 1,314



2,046 •



• 2,056

Name _____

Using Irregular verbs

Rewrite each sentence with the verb in the past tense.

~ Example: I find \Rightarrow I found ~

past
tense

1. I sit in a fancy velvet chair.

2. We eat waffles for breakfast.

3. I make cookies for my friends.

4. The girl sees butterflies in the park.

5. I hide toys in my backpack.

6. Millie tells funny stories.

