

Mrs. Ramo's 2nd Grade Homework Sheet

Daily: Read for 20 minutes. Record in Reading Log. (Filled Log = Treasure Box!)

Week of August 26 (Due Tuesday, September 3)

Math:

- 5 minutes Fact Fluency EACH DAY (20-25 minutes total for the week)
- How many? Counting Base Ten Blocks Work Page
- Comparing Numbers Work Page
- Comparing Numbers in Multiple Forms Work Page

English/Language Arts:

- Creek and Cherokee Comprehension: Read the two passages on the Creek and Cherokee Native Americans, and complete the related activities.

Spelling:

- We will continue working with open syllables (below) and words ending in double consonants (-ff, -ll, -ss, -zz [see back]). We will have a quiz over open syllables and the FLOSS rule Thursday (2S1) / Friday (2S2).

Notes:

- Check the ICSAtlanta website for: Spanish Heritage t-shirts, school agendas, Grandparents Day tickets, and clubs!
- Please check the blog each week for important updates:
icsatlanta2ndgrade.edublogs.org
- No school September 2nd
- Picture Day is September 4th IN SCHOOL UNIFORM.
- Grandparents Day is September 6th.
- Our Spanish Heritage event will be Saturday, October 5th.

Open Syllable
(Long Vowel
Sound)

Closed Syllable
(Short Vowel
Sound)

be

bed

go

got

he


hen

hi

hip

I

it



FLOSS Rule

Word List

When /f/ /l/ /s/ (or /z/) is heard after a short vowel at the end of a one-syllable word, it is spelled with a double ff, ll, ss or zz..

Words Ending in -ff

off, stiff, staff, cliff, whiff, puff, sniff, stuff, scoff, cuff, scuff, bluff, gruff, jiff, huff, buff, fluff

Words Ending in -ll

hill, spill, spell, will, well, fell, tell, yell, sell, sill, fill, bill, mill, bell, still, swell, drill, ill, call, Jill, bull, cell, chill, dill, doll, grill, pill, shell, skull, skill, smell, thrill

Words Ending in -ss

miss, kiss, class, grass, gross, boss, floss, mess, dress, toss, boss, miss, pass, fuss, chess, mass, less, moss, fuss, hiss, press, cross, stress, guess

Words Ending in -zz

buzz, fizz, jazz, frizz, fuzz



Make, Take & Teach

Comparing Numbers

"Greater Than"

$$241 > 239$$

241 is greater than 239

"Equal To"

$$464 = 464$$

464 is equal to 464

"Less Than"

$$233 < 238$$

233 is less than 238

In the left column, write a symbol (<, >, or =) for each.
In the right column, write the words "is greater than", "is less than", or "is equal to."

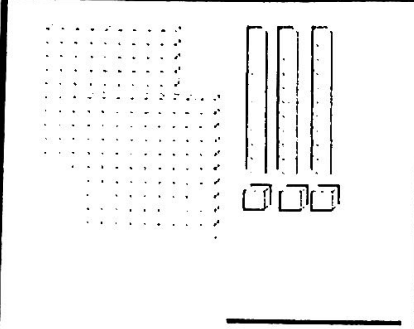
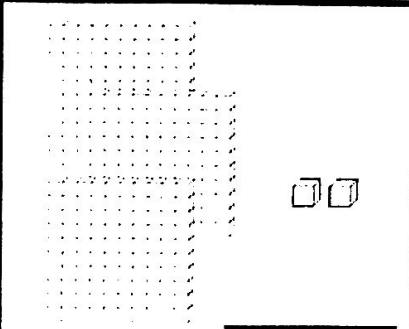
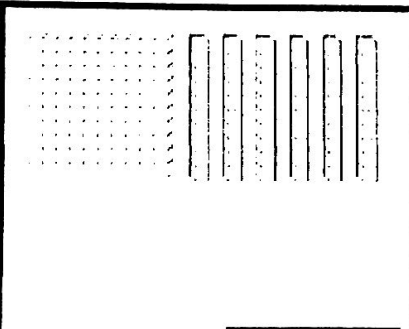
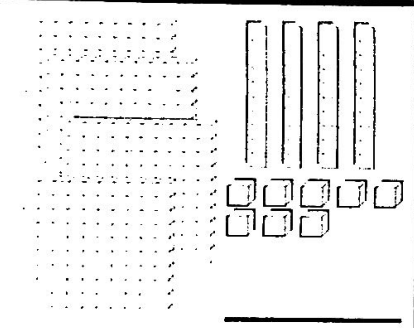
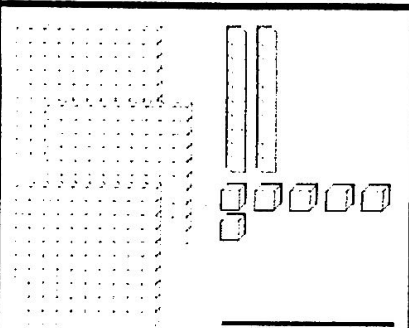
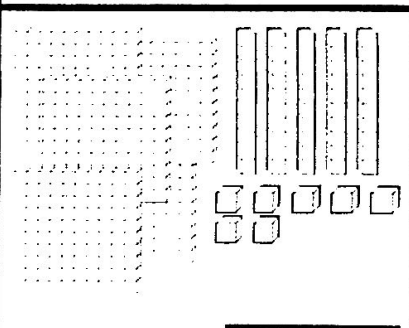
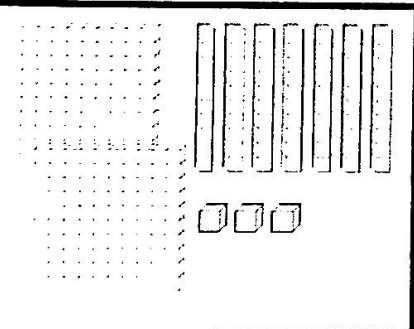
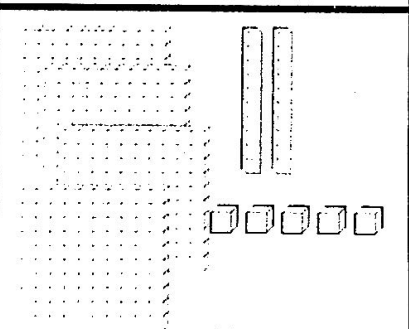

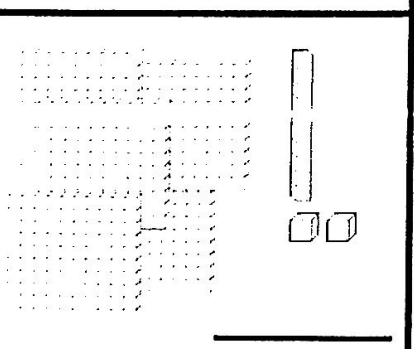
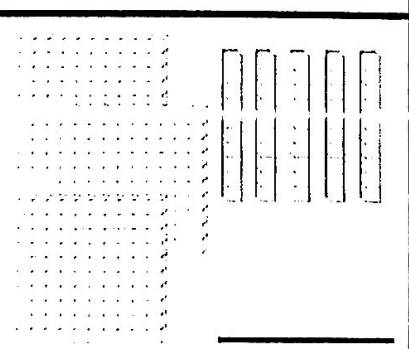
- | | |
|------------------|---------------|
| a. 342 _____ 343 | 342 _____ 343 |
| b. 181 _____ 118 | 181 _____ 118 |
| c. 74 _____ 110 | 74 _____ 110 |
| d. 581 _____ 851 | 581 _____ 851 |
| e. 232 _____ 223 | 232 _____ 223 |
| f. 140 _____ 140 | 140 _____ 140 |
| g. 451 _____ 415 | 451 _____ 415 |
| h. 222 _____ 212 | 222 _____ 212 |
| i. 92 _____ 180 | 92 _____ 180 |
| j. 102 _____ 120 | 102 _____ 120 |
| k. 624 _____ 99 | 624 _____ 99 |
| l. 810 _____ 801 | 810 _____ 801 |
| m. 500 _____ 499 | 500 _____ 499 |
| n. 316 _____ 316 | 316 _____ 316 |

Challenge:

- | | |
|--------------------|------------------|
| ★ 12 + 27 _____ 40 | 12 + 27 _____ 40 |
| ★ 75 _____ 50 + 25 | 75 _____ 50 + 25 |

Name _____




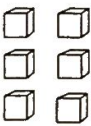


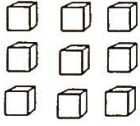







How many?

 <p>_____</p>	 <p>_____</p>	 <p>_____</p>
 <p>_____</p>	 <p>_____</p>	 <p>_____</p>
 <p>_____</p>	 <p>_____</p>	
 <p>_____</p>	 <p>_____</p>	

Name: _____ Date: _____

COMPARING NUMBERS in multiple forms

Directions: Compare the numbers on either side. Write $<$, $>$, or $=$ in each bubble.

1	two hundred sixty five	<input type="text"/>	   
2	$300 + 40 + 2$	<input type="text"/>	338
3	  	<input type="text"/>	One hundred forty nine
4	942	<input type="text"/>	$200 + 20 + 4$
5	$70 + 6$	<input type="text"/>	sixty seven
6	235	<input type="text"/>	   
7	  	<input type="text"/>	four hundred eighty three
8	seven hundred twenty one	<input type="text"/>	$700 + 10 + 2$

The Creek Indians

The Creek Indians were one of the first groups of people to live in what we call Georgia. They lived near the rivers to help them farm, provide food, and transportation. A Creek town usually had 400 to 600 people. There were also other Creek villages that lived nearby. A Creek town usually had a meeting place called a plaza. The creek loved to play games, have weddings, and special ceremonies in the plaza. Creek houses were made of things they found in their environment. They built their homes out of mud, twigs, and tree branches. The Creek ate food that they were able to hunt, fish, or grow. Their diet mostly consisted of fish, squash, corn, pumpkins, beans, fruit and other things they could find.

The Cherokee Indians

The Cherokee Indians lived in the northern part of Georgia. They loved the mountains and valleys. The Cherokee specifically lived in the valley of the Blue Ridge Mountains. The Cherokee lived in towns of about 30 to 60 homes. In their towns they had a large meeting area. The Cherokee had a large roundhouse that could hold all the members of the town. This roundhouse was used during bad weather or to have special ceremonies. The Cherokee ate from farming, hunting, and gathering. Their main food was fish, corn, beans, squash, and pumpkins. The Cherokee built two different homes. They built one home for the summer and one home for the winter. The summer homes were made of saplings or reeds. The winter homes were made of a thick clay and grass to keep them warm.

Directions: Read the paragraphs on the Creek and Cherokee Indians.
Then cut out the different facts and decide if they are
Creek, Cherokee, or both. Glue them in the correct spot.

Lived near rivers	Made their house out of mud, twigs, and tree branches.	Lived off the land.
Ate squash, corn, fish, and pumpkins	Build their homes out of saplings, reed, clay and grass.	Town usually had 400 to 600 people.
Lived in the Blue Ridge Mountains	Fished and farmed.	Lived in towns of about 30 to 60 homes.
Had a large meeting place for ceremonies.	Had a summer home and a winter home.	Meeting place was called a plaza.

The Creek Indians

The Cherokee Indians

both

Created by: Sarah Justice