

2nd Grade Spanish Homework Sheet

Daily: Read for 20 minutes. Record in Reading Log. (Filled Log = Treasure Box!)

Week of January 20 (Due Monday, January 27)

Math:

- 5 minutes Fact Fluency EACH DAY (20-25 minutes total for the week) UNTIL you reach multiplication
- Equal Parts Work Page
- Equal Groups Work Page

English/Language Arts:

- Prefixes Work Page
- Prefixes dis- and un- Work Page

Spelling: We will continue to study:

- Prefixes re-, un-, dis-, and pre-
- Suffixes -ing, -ed, -s
- Pronouns: I, me, mine, you, yours, he, she, it, him, her, his, hers, we, us, they, them, theirs

Spanish Vocabulary: Unit 4 (also please see attached extra vocabulary)

11. Attraction-atracción
2. Friction-fricción
3. Gravity-gravedad
4. Motion-movimiento
5. Repel- repela
6. Speed-velocidad
7. Push-empujar
8. Pull- jalar
9. Force-fuerza
10. Matter-materia

Notes:

Crazy Hair Day this Friday!


CFA Biscuit Sale this Friday!

Fecha: -----

La fuerza y el movimiento

Vocabulario para estudiar y aprender:

1. **movimiento**- ocurre cuando un objeto cambia de un lugar a otro
2. **reposo** - cuando un objeto no cambia de posición
3. **Línea recta** - cuando se mueve en una sola dirección
4. **curva**- cuando el movimiento cambia de dirección
5. **fuerza** - lo que nos permite mover los objetos en diferentes direcciones
6. **halar** - aplicar fuerza para acercar un objeto
7. **empujar** - cuando usamos fuerza para alejar un objeto

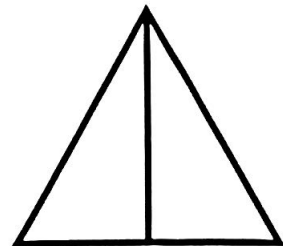
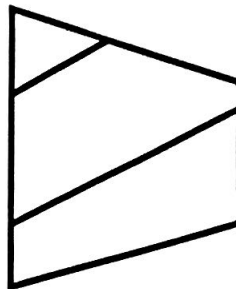
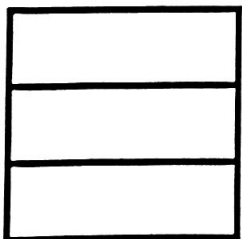
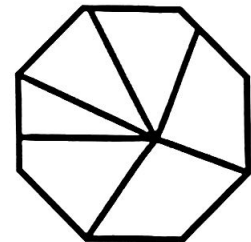
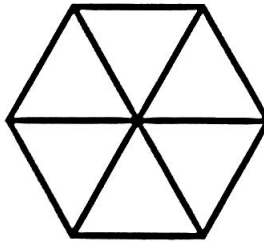
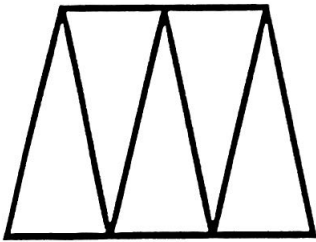
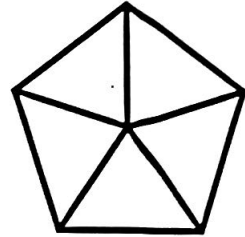
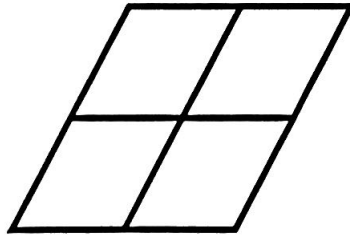

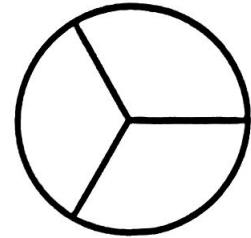


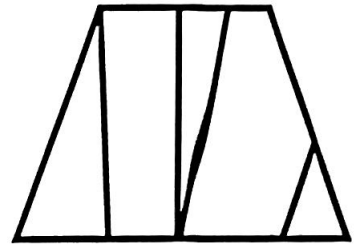




¡Estudia todos los días!

Name: _____

Equal Parts



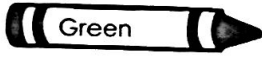

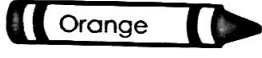
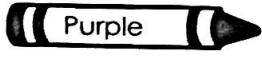
Color the shapes that are divided into equal parts.

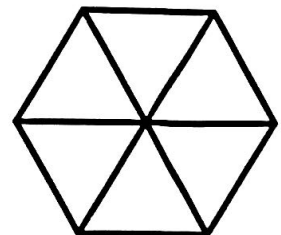



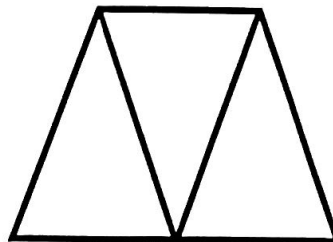
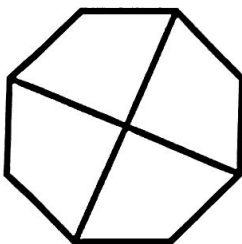
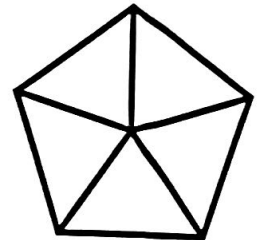
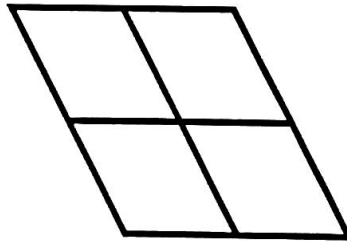


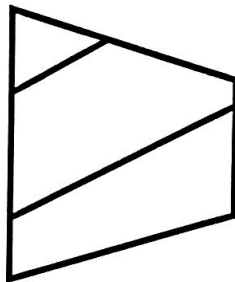
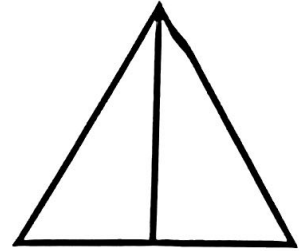
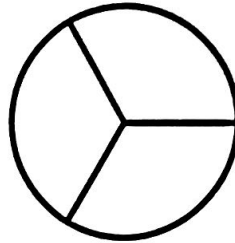


Name: _____

Equal Groups

Color the shapes according to the key.

Key	
 Red	Halves
 Blue	Thirds
 Green	Fourths
 Yellow	Fifths
 Orange	Sixths
 Purple	Not equal groups



Name: _____

Prefixes: dis- and un-

The prefixes *dis-* and *un-* mean *not*.



Tyler **does not like** peas.

Tyler **dislikes** peas.



It's **not safe** to ride a bike in a busy street.

It's **unsafe** to ride a bike in a busy street.

Write a single word with *dis-* or *un-* to complete each sentence.

1. My shoe is _____.
(not tied)
2. Carl _____ with Paul.
(does not agree)
3. Abby is _____ to beat me in the video game.
(not able)
4. Will _____ his parents.
(does not obey)
5. Mrs. Wu said she does not want _____ homework handed in.
(not finished)

Name: _____

Prefixes

Prefix	Meaning	Example
dis-	not	dislike
im-	not	impossible
in-	not	inactive
mis-	incorrectly	misunderstood
pre-	before	prepay
re-	again	redo
un-	not, undo	untied

Add a prefix to each word in parenthesis () to complete each sentence.

1. Tricia was _____ to visit her friend because she had a lot of homework to do. (able)
2. Thomas' teacher told him to _____ his essay. (write)
3. He had spelled dozens of words _____. (correctly)
4. Mrs. Sieracki was _____ with the low Social Studies test scores. (happy)
5. Christian _____ his jacket when he came inside the house. (buttoned)
6. Please help your mother _____ the groceries from the car. (load)