

2nd Grade Spanish Homework Sheet

Daily: Read for 20 minutes. Record in Reading Log. (Filled Log = Treasure Box!)

Week of January 27 (Due Monday, February 3)

Math:

- 5 minutes Fact Fluency EACH DAY (20-25 minutes total for the week) UNTIL you reach multiplication
- Fraction Shapes Work Page
- Fractions Work Page
- Partition Shapes Work Page

English/Language Arts:

- Reflexive Work Page
- Pronouns Work Page

Spelling: We will continue to study:

- Prefixes re-, un-, dis-, and pre-
- Suffixes -ing, -ed, -s
- Pronouns: I, me, mine, you, yours, he, she, it, him, her, his, hers, we, us, they, them, theirs

Spanish Vocabulary: Unit 4

11. Attraction-atracción
2. Friction-fricción
3. Gravity-gravedad
4. Motion-movimiento
5. Repel- repela
6. Speed-velocidad
7. Push-empujar
8. Pull- jalar
9. Force-fuerza
10. Matter-materia

Notes:

- This week is the Great Kindness Challenge! Our wonderful counselor Ms. Johnson has challenged us this week to complete the acts of kindness that came home with your child last week. Please look at the list with your child and help them to complete the acts of kindness.

2nd Grade Spanish Homework Sheet

- To culminate our week of Kindness Rocks!, students are encouraged to dress as rock stars this

Name: _____

Reflexive Pronouns

Use the reflexive pronouns in the word box to complete the sentences. Then underline the person, people, or noun to which the pronoun is referring.

Word Box

myself

yourself

herself

himself

itself

ourselves

yourselves

themselves

1. George and Mary did the project all by _____.
2. I wondered about that _____.
3. Adam hurt _____ playing hockey.
4. The calculator will turn _____ off when it is not being used.
5. Make sure you clean _____ up before the party starts.
6. Julie dusted _____ off before she got back on the horse.
7. You and I have to ask _____ that question.
8. Do you boys think you can handle this _____ ?

Name: _____

Pronouns

Rewrite each sentence. Replace the underlined words with a pronoun.

1. Martha and I had to leave early for school.

2. Dan and Joe helped the teacher clean.

3. Where did Jen go?

4. Was that Mary's phone ringing?

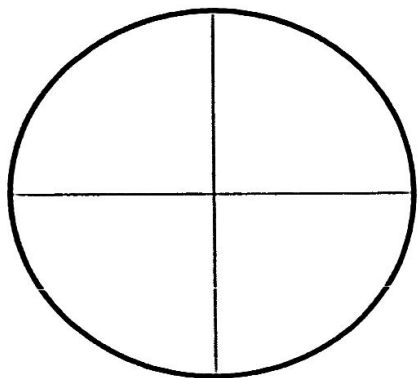
5. I wonder if Dad knows the phone number.

6. Let's go for a ride in my brother's car.

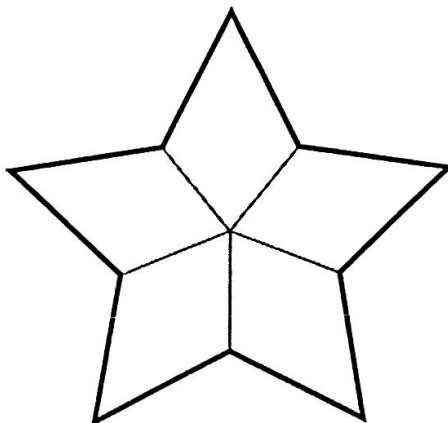
7. Jane, Lisa, Beth, and Susan went to the game together.

Name: _____

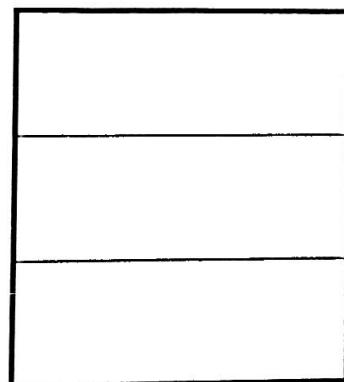
Fraction Shapes



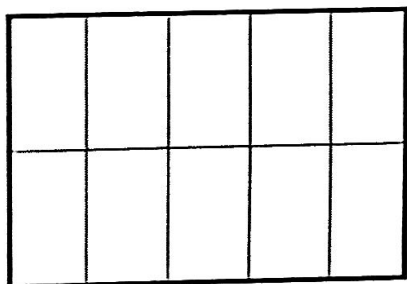
Color $\frac{1}{2}$ blue.



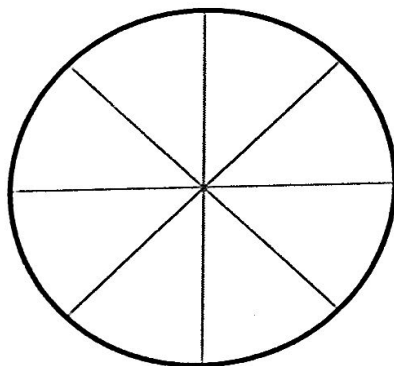
Color $\frac{2}{5}$ yellow.



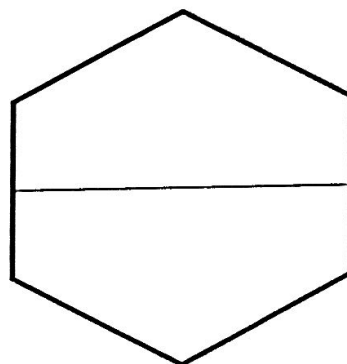
Color $\frac{1}{3}$ blue.



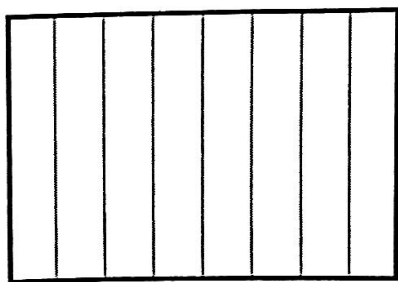
Color $\frac{2}{10}$ purple.



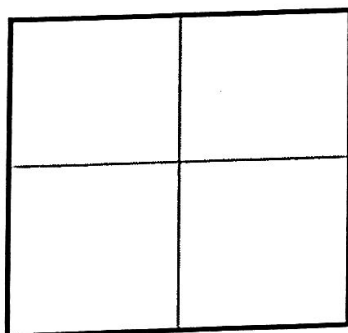
Color $\frac{3}{8}$ green.



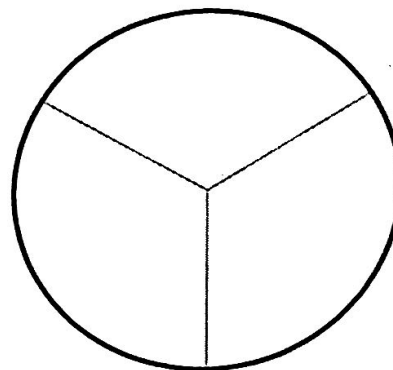
Color $\frac{1}{2}$ red.



Color $\frac{5}{8}$ orange.



Color $\frac{1}{4}$ blue.




Color $\frac{2}{3}$ black.


Name: _____

Fractions

Cut out the fraction tiles at the bottom of the page. Glue them into the box with the correct fraction match.


	$\frac{3}{4}$
--	---------------

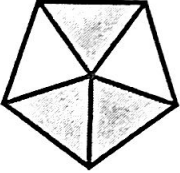
	
--	--

	
---	--

	$\frac{1}{3}$
--	---------------

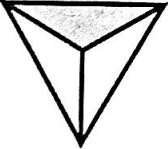
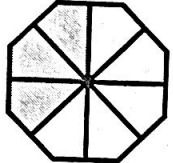


	$\frac{2}{5}$
--	---------------

	
---	--

	
---	--

	$\frac{3}{8}$
--	---------------


Super Teacher Worksheets - www.superteacherworksheets.com

	$\frac{3}{5}$	$\frac{1}{2}$	
$\frac{2}{3}$		$\frac{1}{4}$	

Name: _____


Date: _____

Partition the shape
and color it to show




$$\frac{1}{2}$$

Partition the shape
and color it to show




$$\frac{2}{3}$$

Partition the shape
and color it to show




$$\frac{1}{4}$$

Partition the shape
and color it to show




$$\frac{1}{3}$$

Partition the shape
and color it to show




$$\frac{1}{2}$$

Partition the shape
and color it to show




$$\frac{3}{4}$$

Partition the shape
and color it to show



$$\frac{1}{4}$$

Partition the shape
and color it to show



$$\frac{2}{4}$$